
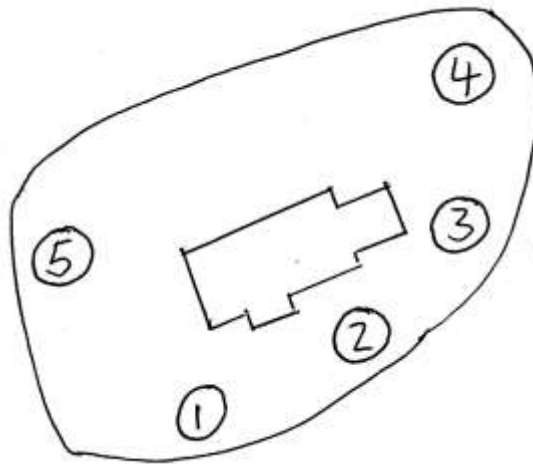



September 2013: Five yews grow here, three by the south perimeter wall, above the road.



Tree 1, above, is the most significant yew at this site. It is a horse shoe shaped hollow male tree that now consists of new upright stems plastered onto the remains of the original tree, with some internal growth visible. On its south side, at A, is a section of the tree that has been sawn off at a height of about 2'. Behind this was much decaying heartwood. There was also evidence at B that the tree was at some time in the past truncated at a height of about 8'9". At the time of the visit there was much ivy growing on the inner surface of the tree. Girth close to the ground, including the section of the tree that will eventually decay (A) was 14' 10". A girth of 13' 7" at 3' will be more useful for making comparative measures in the future.



Tree 2 (left) is female with a straight bole and no branches below a height of about 10'. Girth was 8' 3" at 2'.

Tree 3 (right) is male with a straight bole and few branches. Girth was 7' 11" at 2'.

Tree 4 is male and grows by the east entrance gate. Girth was about 7' at the ground.

Tree 5 is female. Dense low twiggy growth made it unmeasurable, but it appeared to be 5'+ in girth.

