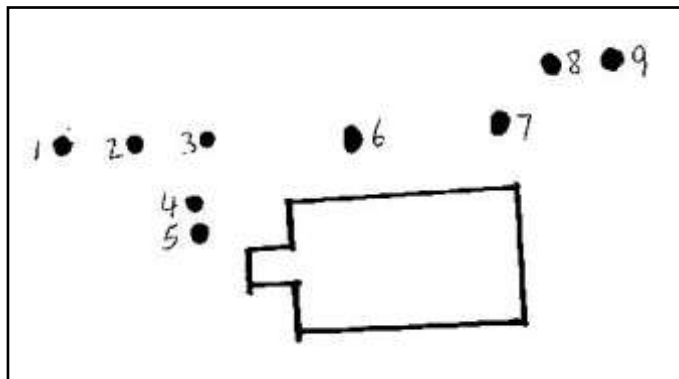


Many yews grow along the north edge of this churchyard. Trees 1 to 3 are all male and affected by thick ivy. Tree 1 has a straight trunk and is upright in appearance. Its girth of about 8' 6" at 1' included several thick ivy stems. These had been cut through quite recently but the ivy had not yet died off in the branches.

Tree 2 is straight and tall, its trunk enveloped in ivy which also grew high into its branches. Girth was about 9' 6" at 1', which included many ivy stems and leaves.

Tree 3 divides into two at a height of about 8'. It also had an ivy covered third stem which had been removed. Girth over the thick ivy was 12' 10". It seemed that this yew was likely to be the same age as the two smaller girthed trees, the additional girth being created by the development of another stem at ground level that is attached to the main body of the tree.



Trees 4 and 5 are not on the perimeter, but close to the west tower. They appear to have been planted close to each other and then shaped into a large bush. Girth of each appeared to be around 6'.

Tree 6, north of the centre of the church, is an unprepossessing female with sawn off twigs. Measured low on the trunk, girth over ivy was between 7' 6" and 8'.

Tree 7 is female, ivy clad and upright with an estimated girth of 8'.

Tree 8 is a young yew with bright and very curved leaves.

Tree 9, also with curved leaves, is very tall with a girth of perhaps 4'5'.



Three yews, clipped in a circle with a flat top, grow on the south side of the churchyard. A yew arch leads to a Garden of Peace.



The yew (right) is 1' tall and grows SW of the tower.

There is no photo of the female yew that grows by the fence between the churchyard and the vicarage garden. It divides at a height of about 7'/8' into 8/10 upright parallel branches and had a girth of 8' 5" at 2'. There appeared to be 2 similar trees in the vicarage garden.

A young female grows on the perimeter at the west end. It was unreachable, unmeasurable and quite forgettable.



CATCOTT St Peter ST3941439282 5<sup>th</sup> November 2012

A young female yew grows close to the tower, SSW of the church. It is very bushy from the ground. At the time of the visit half of the tree has discoloured leaves.

CHAFFCOMBE St Michael ST3539610181 31<sup>st</sup> October 2016

One yew (left) has self seeded in a dense thicket on the south perimeter – exactly opposite the church tower. The yew (centre) appears to be in a strip of no man's land between church and field. Girth was probably about 3'.

To the SW two Irish yews (right) dominate the skyline.





At the east end is a yew (left) planted for Keith Gerald Vining who died in 2003.

North of the church, close to a low wall and near the road, is a yew planted in February or March 1996 as a gift anticipating the millennium (right). Assuming it was 10 years old at time of planting it would now be 30 years old. Girth appeared to be at least 2'.

CHARLTON ADAM St Peter and St Paul ST53512866 31<sup>st</sup> July 2015

Two female yews grow on flattish ground just below a slope down from the church on the south side.

The yew seen here had a girth of 9' 7" close to the ground. It then swells into two distinct sides with upright branches. There were many arils on this yew.

The yew nearer to the church had a girth of 6' 11" at 2', avoiding obvious bulges.

In an adjacent garden a fine yew touched the wall separating garden from churchyard.




CHARLTON HORETHORNE St Peter and St Paul ST66522307 4<sup>th</sup> June 2015



NW of the church, close to the road is a female yew (left) with a straight trunk and a girth of 4' 4" at 2'.

Almost due west of the tower about 15m from the road is a female (right) with a girth of exactly 7' at 1'. It has a single straight trunk covered in ivy.

South of the church is a rambling multi-stemmed male yew that branches from the ground.



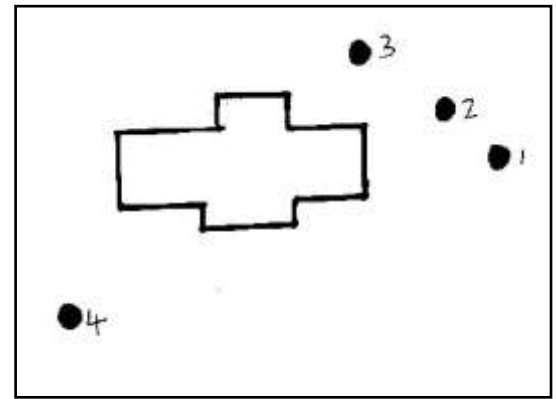


Of 5 yews here, tree 1 is female and grows due east of the church. Above 4' it develops many branches. Much twiggy growth and ivy masked a fine tree. Girth was 13' at 4' keeping the tape close to the trunk.

Tree 2 is male and grows NE of the church. It is twin stemmed from about 4'/5'. Girth was about 11' 6" at 4' over ivy.

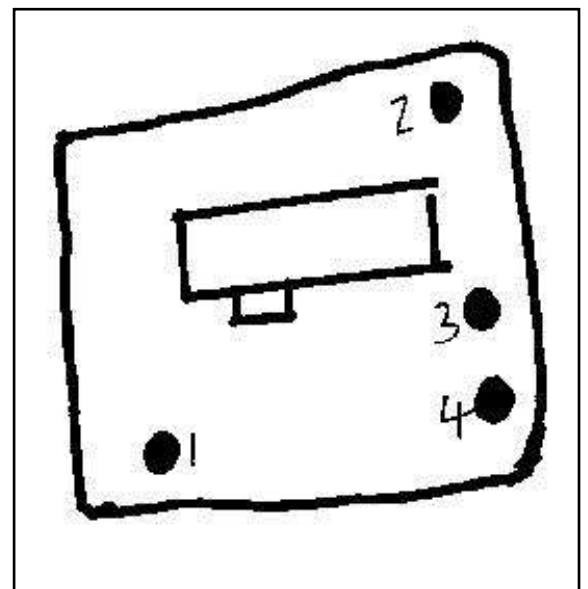
Tree 3 is a multi-stemmed male in a line of young yews at the churchyard gateway that separates the church from an adjacent house (no photo).

Tree 4 grows SW, near to 2 Irish yews that dominate the church's south porch. There are numerous new upright stems growing close to the tree's base on its west side and these will swell future girth readings. For now 10' at 4' is a good guide.



Tree 5, not marked on the plan, grows on the other side of the entrance path that leads to the church. It is about 2'/3' tall and had a girth on its single stem of 6".

Of the 4 yews that grow here, tree 1 is male, SSW of the church. It branches from a straight trunk at a height of about 8'. Girths recorded were 8' 2½" at 1' and 8' 1" at 3'. Tree 2 is female, NE, with a very straight and tall trunk. It was noticeable how little foliage was carried on its branches. Girth was 8' 6" at 1'.





Tree 3, male, east of the church, is many branched above a height of about 8'. Girth was 9' 11" at 1', over ivy.

Tree 4, SE of the church, has a tall straight trunk, with major branches developing at a height of about 20'. Girth was 9' 9" at 1'.



CHARLYNCH St Mary ST2386037809 24<sup>th</sup> February 2016

This is a deconsecrated church. Its largest yew (left) grows at the east end of the churchyard, where a path from open countryside leads to the church. The twin trunked yew, filled with ivy, had a girth of 12'/13'.



At the top of the slope, south of the west tower, is a yew that might be an Irish yew that has reverted to common or European yew. It is close to the house and wall (right).



Also on the south side, at the bottom of a slope, is a young male with a girth of 3'4'.

CHEDDON FITZPAINE St Mary the Virgin ST2429027595 9<sup>th</sup> October 2016

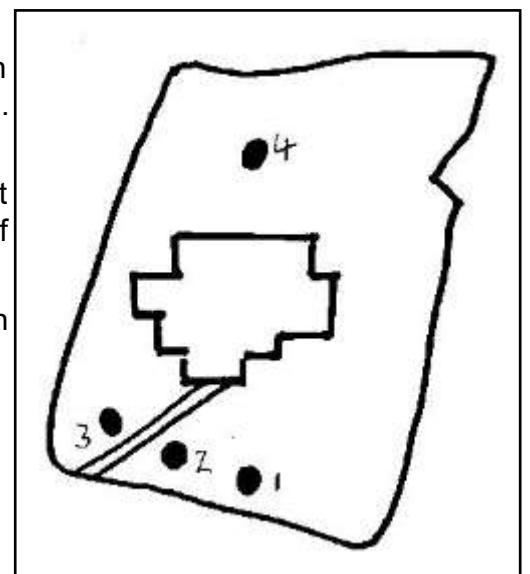
Four yews grow here.

Tree 1 is south of the tower close to the perimeter. It is male with an elongated trunk of 7'8' girth from which 3 main branches develop. Ivy was beginning to take hold.

Tree 2 is close to the path near the SW entrance to the churchyard. It is male, was completely ivy clad and appeared to have a girth of about 5'.

Tree 3 (no photo) is male. It grows on top of several feet of church yard waste that has been dumped here for many years.

Tree 4 is a millennium male growing on the north side.





CHESTERBLADE St Mary ST6610641220 18<sup>th</sup> July 2016

In *The King's England* c.1940, Mee described 'an ancient yew 13' round the trunk'. There was nothing to indicate that one of the 10 yews here might have been that tree. Many yews were also seen in gardens around the village.

Tree 1 is male, many stemmed from close to the ground. Girth of 11' 5" at the ground included ivy.

Tree 2 is female, with ivy growing into its upper branches. A compact cluster of stems make up this tree. Girth, which includes thick stems of ivy, was 11' close to the ground. Lichen was noted on this tree, but not on any of the others.

Tree 3 is female, swamped by ivy. Girth was 11' 6" close to the ground.

Tree 4 is female, twin stemmed and ivy covered, with an estimated girth of 8'9".

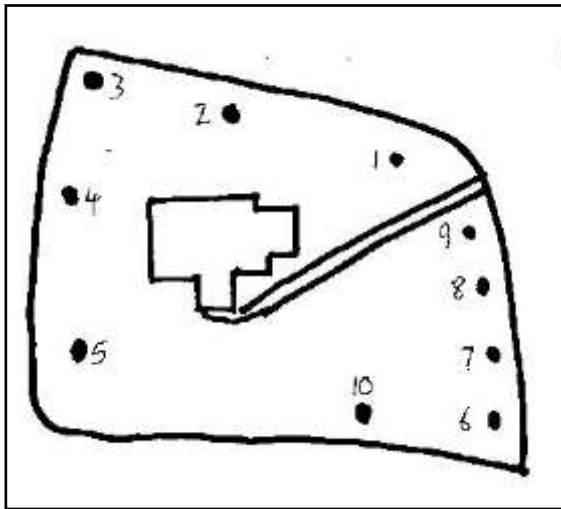


Tree 5 had a girth of exactly 7' at 2', over thin ivy.

Tree 6 is male, many branched from a low trunk, with several branches developing at the edge of the tree.

Tree 7 is male, consisting of three stems which grow upright and parallel. Ivy clad. Girth was about 7'.

Tree 8 is female, three stemmed above about 4'. Girth was about 8' 6" at 1' 6", below a cut off stem.



Tree 9 is a many stemmed male. Holly grew against tree so it was unmeasurable Girth was probably about 8'.

Tree 10 was either planted in the early 1990s as part of the Go for God programme or to celebrate the millennium.

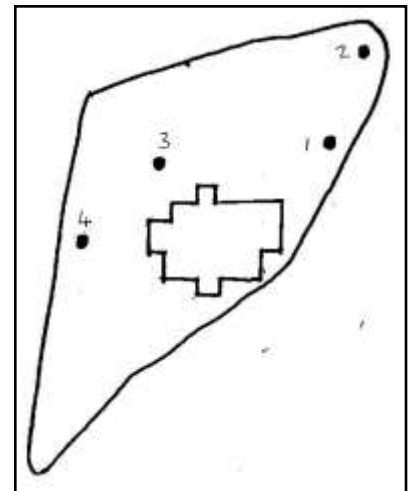
CHEW MAGNA St Andrew ST5771063241 1<sup>st</sup> June 2015

Four yews grow here.

Tree 1 is at the eastern perimeter, far too close to the wall. It is female with a fluted trunk and a girth of 9' 1" at 2'.

Tree 2, close to the NE entrance to the churchyard, is on a slight bank with some of its roots showing. It is female with a fluted trunk which becomes many branched above 5' 6". At the time of this visit there was much brown foliage. Girth was 10' 5" at 2' above the high ground with a horizontal tape.

Tree 3 grows NW of the church. It is male with very green and abundant foliage and a girth of exactly 8' at 2'. It bulges considerably above a height of about 3'.



The 4th yew is an unprepossessing straggly young male, either planted as part of the Go for God scheme in the 1990s or to celebrate the millennium. In either case it has grown rapidly and already stretches to a height of about 10'. It is multi-stemmed low down. The fencing might protect it from animals, but the bramble is not so easily put off.



CHIPSTABLE All Saints ST04272714 26<sup>th</sup> October 2015



Three yews grow here. This female is only 2 metres from the church tower. By a height of 4' there are three rising stems, and at 7' some fusing can be seen. Girth was 9' 9½" at 2' 6", above the bulgy parts of the roots and a small amount of ivy.



This male yew grows east of the church at the churchyard perimeter. It consists of many stems around a small dead central stem. This suggests it might be regrowth following an attempt to destroy a smaller yew that perhaps had a girth of 4'5'.

Girth around all of these stems was over 17' at 3', which includes some outward leaning branches.



Tree 3 is a small section of yew hedge on the east perimeter, SE of the church.







This male yew grows NE of the church. From 10' and upwards it has a fine spread of branches which have been continuously trimmed to prevent it from spreading too high or too wide. Girth was 9' 10" at 2'.



On the south perimeter is this large hollow stump with a girth of about 15'. I could not find evidence to confirm that it was yew.

## CLAPTON - in - GORDANO

St Michael

ST4677973534

4<sup>th</sup> September 2013

The church is aligned ENE-WSW. A yew grows at each corner of the churchyard.

This yew is NE of the church and grows at the churchyard entrance. It is a fine looking female tree, with some removed branches over the entrance and path. Hollowing is taking place and some small internal growth could be seen, as well as new wood wrapping around the remnants of old dead branches. Girth was 11' 6" at 3' and 11' 3" at 2'.



The female yew below, SW of the church, grows at the edge of a steep drop. There was much adventitious growth on both trunk and branches. Girth was 9' 7" at 2'



NW (left) is the only male yew, with a girth of 8' 3" at 2'. A notice rightly warns of the 'sudden drop' behind the tree.

The yew SE (right) grows up against the churchyard wall where soil and churchyard waste have built up so much that the first 4' of its trunk is hidden. Girth taken close to the highest point of the soil build up was 9' 9".



CLATWORTHY St Mary Magdalene ST0526330939 20<sup>th</sup> October 2016

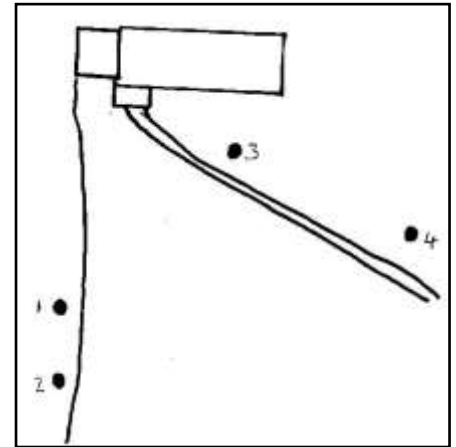
Two yews grow here. The tree on the right is female, due south of the church tower and close to the road. All around its trunk are clumps of upright twiggly growth that made measurement impossible. It was also covered in ivy, with thick stems seen high into its branches, adding unnecessary weight to the canopy. I had the impression that behind all this was a girth between 10' and 11'.



The tree (left) grows by the SE gate into the churchyard. A heap of drying grass clippings was stored beneath its branches. It is a young sprawling male with a girth of probably 5'6'.



There are yews both in the churchyard and lining the route from the road to the church. Almost due south of the west tower in a new graveyard are a pair of yews (1 and 2) a few metres apart with a bench between. Low branches have been removed from these straight trunked trees. Both had very thin foliage. The tree closest to the church had a girth of 6' 7½" at 2', the other 5' 6" at 2'.



Tree 3 grows south of the church and next to the path. It is male with a long straight trunk and no branching below a height of about 12'. Girth was 9' 10" at 2'.



Tree 4 grows SE of the church. It is female with much twiggy growth on the trunk. Girth was 7' 9" at 2'.

Outside of the churchyard on the rather circuitous path that leads from the road were a further 7 yews. Some of these are seen on the left. They were not measured.



A male/female pair grow at the east end of a church that is aligned SW-NE. The male (left) is the most easterly. Ivy had taken over the tree, and can be seen here high in its canopy. There is much low growth from the base of the tree and close to the ground. Nonetheless it was possible to stretch the tape through the twiggy growth and keep it touching the tree's surface to get a fairly accurate reading at a height of about 2' – where girth was 10' 7". From a height of about 6' are several thick branches, growing all around a small platform in the tree's centre.



The female (right) is more westerly. It has a straight, ivy covered trunk and generally thin foliage. Girth was 8' 7" at 2' over thin ivy.

This is an 1882 cemetery, and if no yews were planted before that year, then some of these yews have grown very rapidly. Trees 1 to 5 are seen below, left to right.

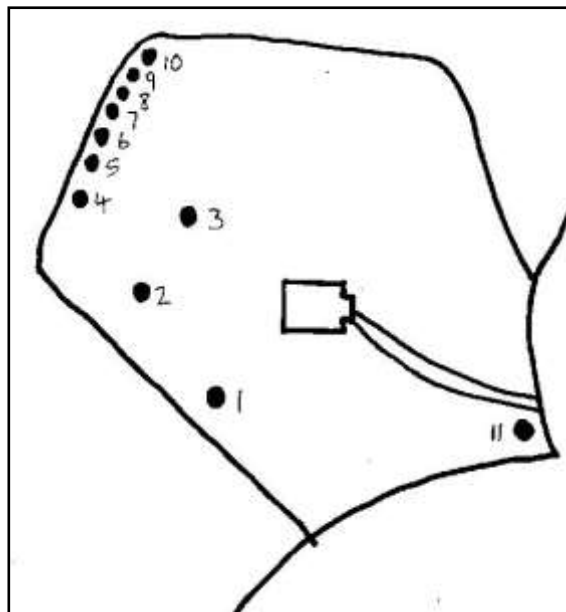
Tree 1, SW of the chapel is a fine single trunk male which divides into many rising branches at a height of about 10'. Girth was 10' 2" at 2'.

Tree 2, west of the chapel, is female that divides at 2' on one side and 4' on the other, into two distinct sides. Lateral branches have been allowed to dip around this tree and some stretch for a considerable distance. Girth was 8' 5½" between the ground and 8" to obtain the lowest reading.

Tree 3, NW of chapel, has a thick trunk that divides into upright branches from 8' and above. Girth over ivy was 10' 6" at 2'.

Tree 4 was twin stemmed from the ground, but one of these has been sawn off. Girth near the ground, but above roots, including the dead section was 5' 10". Girth around the living stem was 4' 4" at 2'.

Tree 5 becomes many upright stems from 4' and above. Ivy on one side grows into the tree's branches. Girth was 10' 10½" at 18" around a bulgy trunk.



Trees 6 to 10 are seen below, left to right.

Tree 6 has a single stem that divides into several upright stems at 8' and above. Girth was exactly 6' at 2'.

Tree 7 has had some lower stems removed, leaving a single stem. Girth below the cuts was 5' 8", close to the ground but above the roots. Girth above the cuts was 4' 7½" at 4'.

Tree 8 had some *Laetiporus sulphureus* (Chicken-of-the-Woods) bracket fungus on its trunk. Branches develop above a height of 4' 6" on an elongated trunk. Girth was 9' 6½" at 2'.

Tree 9 is the only one in the line with some twiggy growth on its trunk. Girth was 5' 10½" at 2'.

Tree 10 becomes two stems from a height of about 4', but between 4' and 7' the two sides have combined. Girth was 7' 3" at 2'



Tree 11, at the graveyard entrance on the east side, is a female yew with a girth of 3' 11" at 1' 6". It is so close to the wall that it will become a nuisance in time. Nearby elder had a girth almost as large (no photo).

CLEVEDON All Saints ST4167271856 25<sup>th</sup> August 2013

An 1860s church with a scrappy yew south of the church. Its girth was about 4'.

CLEVEDON St Andrew T3937170814 22<sup>nd</sup> June 2016

One female yew grows south of the church by the perimeter wall. It is triple stemmed from close to the ground and stretched out to create an elongated trunk. Some low additional trunk remains can be seen, cut off just above the ground. These were removed because they would have grown towards the church. Combined girth of these many stems was probably 6'8". At this time of the visit the tree was overrun by elder.

CLOFORD The Blessed Virgin Mary ST7263643976 1<sup>st</sup> August 2013

On the north side are 2 young *Taxus baccata* L, one of which looks like a millennium yew (right).



Above are 12 Irish yews that lead from the churchyard entrance gate to the church door. Facing the porch the two yews on the left closest to the church have begun to revert to common or European yew (below).



Four yews grow here:

1 is SW of the tower, a male dividing into 2 trunks at a height of 3/4'. Girth was 9' 9" at 1', avoiding both bulging roots and twiggy growth.

2 is female by the path into the new graveyard NW of the church. It was overrun by brambles.

3 NE of the church is possibly a millennium yew that becomes twin stemmed just above the ground. Even in its young life it has been severely trimmed.

4 is the largest yew here, growing NE but further from the church than tree 3. It is male with a girth of 10' 11" at 2' over a little ivy. Major branching, of which there are many, takes place from 9/10' and above. Ivy was taking over one side of the trunk and the holly should be removed.



Half a dozen yews grow in a line SW of the church by the wall that separates churchyard from school. They appeared to be in the 50 year age category.

SE at the perimeter are two further yews. The most southerly had much twiggy growth on a trunk that divides into two at about 2'. Girth estimated between 4' and 5'.

The more northerly and largest yew in the churchyard is seen here. It grows close to the gate leading to The Old Vicarage. Low twiginess prevented measurement, but it looked to be about 8'.



This pair of female yews grow close to the north porch about 2.5m apart. The tree closest to the church is characterised by a particularly red flaky bark. Girth was 7' 9" at 1'.

That furthest from the church had a girth of 7' 3" at 1'.

A line of yews marks the east perimeter, growing high above a drop to a lane. From south to north (left to right in photos) they are:

- 1: female, appearing to have a girth of 7' 8".
- 2: largest girthed of the five which separates into two trunks at a height of about 2'.
- 3 and 4: two young trees, possibly self seeded, with girths of 2' 2" 6".
- 5: closest to churchyard entrance with a girth of 9' 6" at about 2'.



A female yew grows close to the road, due north of the church tower. It had much branching above 8' giving it a fine expansive shape. Girth was 9' 4½" at 2'. It was an unfortunate use of the space beneath the tree as a rubbish store.

On the right is a fine male yew, either planted in the early 1990s as part of the Go for God programme or planted to celebrate the millennium.

COMBWICH St Peter ST258814224 26<sup>th</sup> June 2014

A Victorian church with 2 neatly trimmed young yews growing above the road on the west side of church. They were ivy covered and could not be measured.



COMPTON BISHOP St Andrew ST3963755369 18<sup>th</sup> July 2015



Three yews grow here. To the left is a leaning male on the south side of the church's east end. On one side of the trunk a sizeable root has been pulled above the ground. All around the tree were the signs of the removal of numerous branches. Foliage was generally sparse. Girth was 12' 2" at about 1'.

East of the church is a scrappy female yew (no photo).

Right is a female yew due north of the church. It is a many branched tree that could well be 10'/12' in girth.



COMPTON DANDO The Blessed Virgin Mary ST6460264695 30<sup>th</sup> June 2014



The only yew here is an Irish Yew on the north perimeter that has partly reverted to common or European yew. Leaves of both could be clearly seen.





Three yews are recorded here:

Tree 1, SE of the church, is male with a girth of 11' 10" at 6" – the only place to measure. The same measurement was produced in June 2003, so there appears to have been no girth increase in 13 years. A possible explanation is the presence of a thick ivy stem close to the tree which has been cut through. Perhaps this was included when the tree was measured first time. The tree has a platform at a height of about 5' with three main growth areas and a 4<sup>th</sup> cut off. Ivy stems could be seen dying in the tree, but it has already started growing again.

Tree 2 is male NW of the church, twin stemmed from a height of about 2' 6" with much root/stem material cut off. Girth was 9' 8½" at 1' 6".

Tree 3 grows about 6m from the church on the north side. The trunk of this young yew could be measured, though perhaps not for much longer as low growth develops. Its regular cylindrical stem is retained for a height of about 4'. Girth was 3' 1" at its narrowest near the ground.



## CONGRESBURY

St Andrew

ST4354863747

27<sup>th</sup> August 2013

SE of the church near the old preaching cross is a male yew with a vertical central branch and laterals from 4' and above. Girth was 8' 8" at 1', 8' 9" at 2' and 9' 2" at 3'.

Along the boundary with the vicarage garden is an unattractive yew hedge.

A large Irish Yew near the tower on the south side appears to be reverting to common or European yew (no photo).



Young yews have been trimmed to form a hedge on one side of the entrance path, while on the other is an established yew hedge.

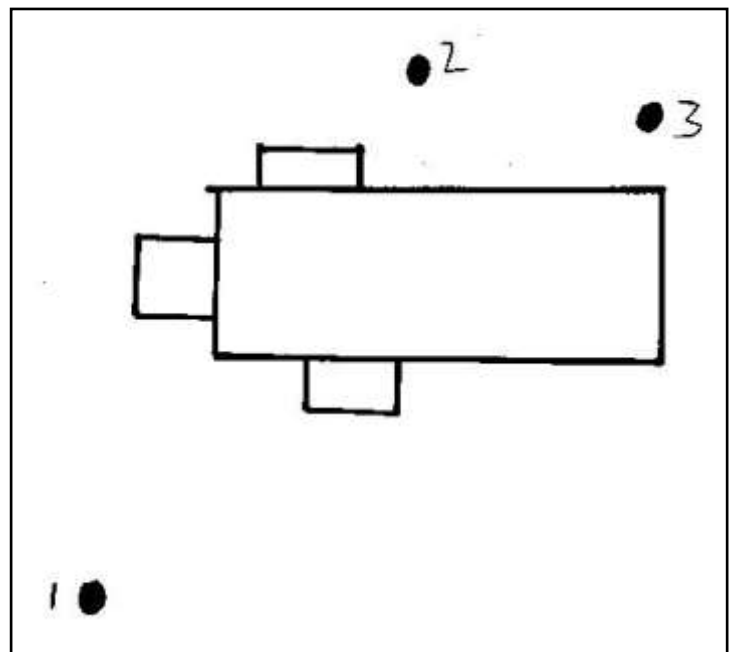


SW of the church and close to a garden are two yews. The tree nearest to the church (left) is female with a girth of 11' 1½" at 1'. Above a height of 3' 6" it develops many parallel upright branches. Tinder dry material was being stored beneath its branches.

Next to it (right) is a male with a girth of about 10' 9" at 1'. Much ivy had been sawn through, occasionally cutting into the bark. The ground for this yew is about 4' higher than for yew 1, since it is adjacent to the churchyard perimeter wall and has been the place to put the soil extracted when new graves have been dug. This tree divides into 2 main sections above 5'.



3 yews grow here. Tree 1 is the large bushy yew. It grows on the south side and has already spread so far that it is swallowing up tombstones.



Tree 2 is north of the church, a nondescript female yew with a guide measurement of 7' 6" low down (no photo).

Tree 3 (left) is northeast of the church, a yew with a fine trunk, though twiggy growth was beginning to cover some of it. Girth was 9' 11" at the root crown.

A Victorian church built on the site of a 13th century church after the dilapidated building was removed in the late 1800s. Here is an unusual site, with the church nestling inside a small amphitheatre. Nine yews are recorded here.

Tree 1: 7' 4" at 3', female decaying on the north side and will eventually become hollow.

Tree 2: 11' 9" between the ground and 2' according to the slope of the land. Male, becomes twin trunked above a height of about 4'.

Tree 3: 8' 6" at lowest close to the ground. Several stems from low down.

Tree 4: 5' 7" at 3'. Its rising stem is all there is to a tree of few branches and thin foliage (no photo).

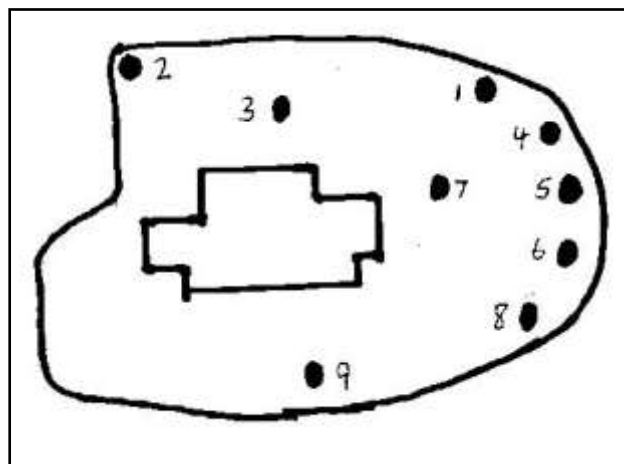
Tree 5: 11' 10" at 1'. The male tree becomes twin-stemmed at a height of 6' 8'.

Tree 6: 7' 6" at 2' 6" – thick stemmed ivy had been removed – with cut marks in the yew to testify. The tree is thinly foliated while it recovers.

Tree 7: 10' 1" at 2' a solid looking male tree.

Tree 8: 7' 5½" between the ground and 1'. The yew is right in the corner. It becomes twin stemmed (of which one is more prominent) at 2' (no photo).

Tree 9: A nondescript straggly tree. Probably of no great size but is certain to push the wall and become a nuisance in the future (no photo).



On either side of the path leading to the church are some tall younger yews.

This millennium yew at the west end was (prematurely) decorated for Christmas. It is male and develops into two strong stems just above the ground.



COXLEY Christ Church ST5259843307 7<sup>th</sup> February 2014

At the north west end of a long churchyard and by the road are 3 young yews in a row. A male, bushy from the base, a golden yew and a female that was either planted in the early 1990s as part of the Go for God programme or to celebrate the millennium. Its girth was 1' 4" close to the ground. There is also a young bushy male on the west perimeter.

CRANMORE St Bartholemew ST6682143333 1<sup>st</sup> August 2013

Five yews grow here (no photos).

Two yews grow either side of the SW entrance to the churchyard.

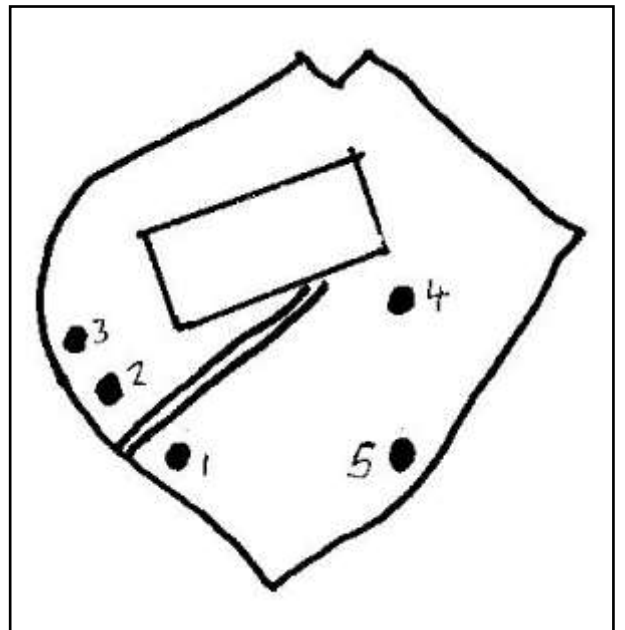
Tree 1 was impossible to measure behind ivy and elder.

Tree 2 was also hidden by ivy and elder. It was possible to see some hollow upright branches emerging above a height of 9'. Girth was 12' 9" approx.

Tree 3 had a girth of 10' 6" at 3'.

Tree 4, SE, is female with a girth of 8' 5½" near to the ground but above bulgy roots.

Tree 5, south of the church, is male with an almost 'weeping' appearance and a solid looking trunk. The ground between the tree and nearby wall is raised due to the disposal of churchyard waste. Considerable quantities of ivy covered its unseen side, and was already filling the branches. Measured at 2' up above the lower ground at the front of the tree and keeping the tape horizontal was 11' 8½".



A male millennium yew from the Crowhurst, Surry tree grows at the east end of the churchyard. It had some discoloured leaves. Its trunk measured 11" just above the ground, soon after which it begins to branch.



A fascinating churchyard. While 2 large Irish Yews dominate, it is smaller trees that are of interest. Two of them are apparently self seeded presumably from the nearby Irish Yew and one of these now props up a tombstone.



Also at the far end of the churchyard from the road and east of the church is a 'bonsai' yew. I was told that it was planted for the millennium. It consists of two thin stems, one which has been eaten by deer and the other which is now 2' high. The broken stem however had three new sprigs of growth at its base. Girth was 2".

There are many yews in the parkland surroundings, but only one appears to be growing in the churchyard. This female grows at the west end of the churchyard on the north side and close to the perimeter wall. It was overwhelmed by ivy, beneath which there seemed to be a solid trunk, with major branches from 12' and upwards. Girth was 11' 1" at about 2'. It grows on a considerable mound.



Here is a row of 6 common or European yews interspersed with Irish yew to fill any gaps. Twiggy growth on the lower trunks facing the path has been encouraged and then trimmed to make a neat hedge. Girths appeared to be 4' 5'.



One yew grows on the south side of the church in a steep wooded valley – found after a 2/3 of a mile walk across a lot of contours. It is many trunked from low down, had thick foliage and a neat small crown. This is presumably a result of being so close to the sea.



It grows on a slight mound, with some root material showing on the west side. Ivy was beginning to take hold. Girth was 11' 6" around the base.



CURLAND All Saints ST27071686 29<sup>th</sup> September 2015

The church was closed as long ago as 1970. A notice on the gate says private.

One young yew grows SW of the church. I imagine that it was planted in 1856 when the church was rebuilt.



CURRY MALLET chapel ST3266421362

A house conversion with a yew in the front garden.

CURRY RIVEL St Andrew ST3917025392 12<sup>th</sup> October 2016

Several yews form a rough barrier/hedge on the north perimeter.

Amongst many Irish yews growing west of the church tower, is one that seems to be reverting to common or European yew.

At the churchyard's east entrance are these two enormous clipped yews. Peering through the foliage suggested they might be large girthed, say 8'/9'.

