



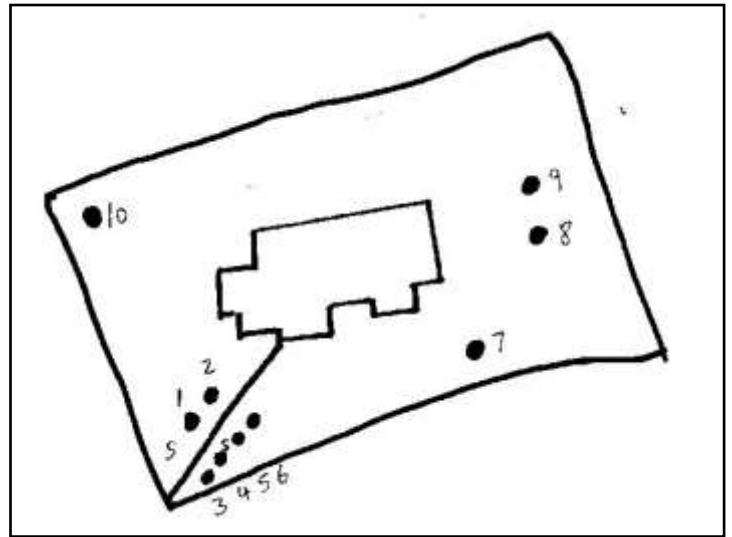
A female yew grows NNE of the church on a small mound. Girth was 8' 4" at 2' in February 2003. Revisited in July 2016, girth was 8' 11½" at 2'. On this occasion it included ivy stems with girths of 8"/9". The tree branches above a height of about 8'.



If the yews were planted when the church was founded in 1828, they are very slow growing. They are a pair of male trees either side of the path leading from the main road to the church door. The most easterly (left) has had two thick branches removed from the base. Measured above this point its girth was 7' at 3'.

The more westerly (right) had a girth of 6' 3" at 2'.





A hidden gem of a church with two Norman arches, superb views from the churchyard and many yews. This avenue leads from the SW gate.



On the left side entering the churchyard is a stump with a girth of 6'. It is very close to tree 1, whose girth was 6' 5" at 1', measured above the higher ground.



Tree 2 is male with a girth of 7' 3" at 1' above the higher ground.



On the right side entering the churchyard, tree 3 (female) had a girth of just over 8'. It is right up against the wall, which will in time create problems. Tree 4 (male) was very twiggy and had a girth of about 5'. Tree 5, with many branches removed, had a girth of 4' 8" close to the ground. One of the removed branches, 2' 10" in girth, had 90/100 growth rings. Tree 6 (female) had a girth of 6' 5" at 2' above the higher ground.



Tree 7 stands alone SE of the church and close to the road. There has been much branch removal. Girth was 6' 7" at the height of the tombstone propped against it and over some twiggy growth.

Tree 8 is male, by far the largest yew in the churchyard with a girth of 13' 6" at its root crown. Viewed from one side it gave the impression that it began as 2 trees planted close to each other that have merged into one.



Tree 9 is female and divides into 2 distinct sides from 2' upwards, then rises as parallel branches. Girth was 10' 2" at the root crown, which varies between 1' and 2'.

Tree 10 is a young female with thick foliage. Its trunk looked as though it would measure about 2' 6" around.



LANSDOWN, Bath St Stephen ST7478966069 3<sup>rd</sup> March 2016

No yews grow in the churchyard, but a newly created garden on the north side of the church (aligned north/south) has a pair of yews either side of a well established walk way at the top of steps which lead from the churchyard into the garden. Each had a girth of about 4'.





This female yew grows SW of the church. Girth was 8' 1½" at 2' 6" above the path.

There is also a male yew NW of the church and close to the road. It had a girth of 1' 9" (no photo).

LEIGHLAND CHAPEL St Giles ST0321036538 26<sup>th</sup> October 2016

The yew grows south of the church at its east end. On its south side the tree sits above a bulgy root. Measurement excluded that and girth was between 11' and 11' 6". Ivy prevented greater accuracy. There is a small platform in the tree at a height of about 6', around which grow its many angled branches.

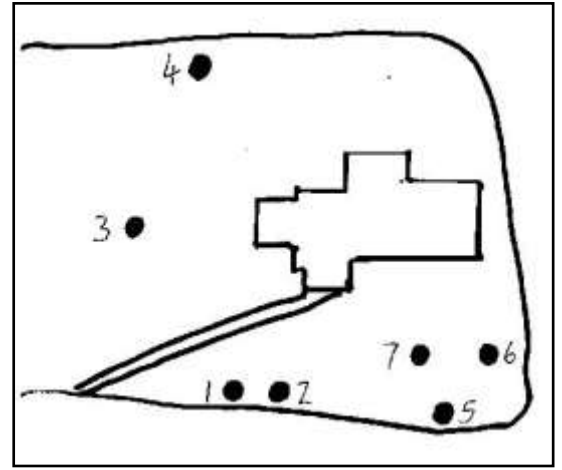


This yew (right) was either planted in the early 1990s as part of the Go for God programme, or to celebrate the millennium. It grows at the west end of the church and perhaps too close to the perimeter wall (between 4' and 5') separating the churchyard from the road. Two stems grow close to each other for the first foot of its height, and these come together to make a single stem 10" round at a height of about 18".



A large number of very young yews and other trees fill this churchyard. Most of the yews are female.

- 1: Most westerly – is it two female yews that started off side by side, quickly to merge close to the ground for 8" or so, before becoming twin upright stems? Girth around both stems was exactly 3' at 1'. The individual stems had girths of 2' 0" and 1' 7".
- 2: Also westerly is the yew that serves as the place to store churchyard waste. It is female, branching from low down. Girth just beneath these branches was 5' 8" at about 6".
- 3: At the west end on north side. A straight trunked ivy clad female girthing 1' 10" at 2'.
- 4: Separated from tree 3 by a garage on a concrete base, and close to an oil tank. Similar in appearance to tree 3 but leaning considerably. It is male with a girth of about 2' 6".
- 5: Close to a building at the SE corner. Female, systematically removed low branches. Girth 2' 9" at 2'.
- 6: SE but closer to the perimeter. Much low twiggy growth. Numerous branches from 4' up. Female. Girth at root crown affected by twiggy growth - 4' 4".
- 7: Moving eastwards into a 'woodland' area is a female that branches from 4'/5' upwards. Girth of 4' 4" at 2' after removal of ivy.
- 8: On a line parallel to this, a female girthing 2' 5" at 2'. Straight trunked has no thick branches below 8'/9'.
- 9: Female closer to fence, branching thickly after 1' 6". Girth of 4' 4" at 9"
- 10: Parallel to 9 but by the path. Female, becoming twin trunked after 2' 6". Girth of 3' 3½" at 1'.
- 11/12: They grow 3m apart. The yew nearest the church (sex not known) divides into two at 5' and has a girth of 3' 1" at 2'. Furthest from the church of the pair is male. Measured at 2' just below its 1<sup>st</sup> branch, girth was 2' 10". Upright twiggy growth will eventually prevent measurement.
- 13: A young yew with a girth of 16cm.



On the south side of the church is a male/female pairing of similar sized trees. They marked what was once the entrance to the churchyard from the Old Rectory, but this has now been bricked up.

Tree 1 (above left) is male and the most westerly of the pair. Many thick low branches have been removed, so it rises to about 12' before branching begins. At that height it separates into 3 rising and several lateral branches. Foliage was generally thin and girth was 9' 3" at 1'.

Tree 2 (above right) is female. It too has had large branches removed below a height of about 10'. A girth of 9' 2" at 18" was recorded. Each of these trees grow on raised ground, the male particularly so.



Tree 3, which grows on a mound west of the tower, has suffered some sort of catastrophe. Old photos show it with many thick branches from a 6' high trunk. The section which lives on was filled with prolific foliage. Present girth was 10' 9" at 1'.



Trees 4 to 7 are seen below left to right:



Tree 4 is a young unmeasurable male growing by a churchyard entrance NW of the church.

Tree 5 is male with a guessed girth of 5'/6'. It was set in an unapproachable mire of churchyard waste.

Tree 6 is a sprawling young female in an inaccessible patch of brambles.

Tree 7 is a young topiarised male.

This churchyard is in Wiltshire, but since the church is in the diocese of Bath and Wells it is included here.

Two male yews grow here. That on the left, at the east end, is oddly shaped following the systematic removal of branches over time. This will have affected its girth of 11' 5½" at 1' above the roots.

The tree on the right grows south of the tower. It is upright in appearance, both its trunk and its branches. Much ivy had been removed. Girth was 10' 9" at about 1', slightly exaggerated by some twiggy growth .



Of three yews that grow here, the largest girthed is seen below. It has an elongated trunk which from 3/4' up divides into many thin, rising branches. Ivy had been recently removed – as had the lower branches. Girth was 12' 6" at 1'.

2 smaller female yews grow NE (no photos). The tree closest to the church measured 4' 4½" at 1'. The tree furthest from the church was 5' 8" at 1', though that measurement included many low stems growing upwards by the side of the tree.



Three yews grow on the north side by the perimeter wall. The furthest east (left) is female, with a girth of 8' 3" at 2' over ivy stems. The middle of the trio (centre) grows near the NE corner of the church. It is female and had Chicken of the Woods fungus on it. This tree swells outwards at 4' with upright twiggy growth in abundance. Girth was 11' at 2'. The third (right) grows at the NW extremity of churchyard. It is female with a girth of 7' 6" at 3' over ivy that was thick enough to affect the measurement.



1 male yew grows SE of the church. It is a tree of two distinct sides, joined only for the first foot or so. It consists of a series of tall rising stems that are thinly foliated. The trunks were ivy clad, though it had been removed from the upper branches. The west side develops into two stems, the east side into three, one of which is dead.

There appears to have been much work carried out to keep this tree under control. Girth was 13' 10" close to the ground over ivy. The photos were taken in 2019.





On the left is a multi-stemmed young female with a girth of 3' 7" close to the ground. Branches have been removed to encourage upward growth.



On the right is a male/female pair north of the church and perhaps too close to the perimeter wall.

The male is the more westerly of the two. Girth was just under 6' at 2' 6", including some twiggy growth.

The female has so many lumps and bumps that a repeat measurement would not be possible. The trees were presumably planted at the same time.

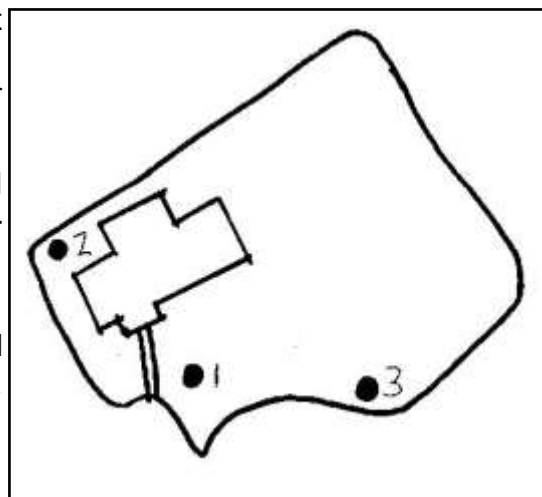


Other yews could be seen from inside the churchyard, but are clearly on adjoining land.

Tree 1 (left) is a fluted female south of the porch. Foliage was not particularly thick, though unusually there was upright twiggy growth along some of the thicker branches and also on parts of the lower trunk. Girth was 9' 9" at 1'.

Tree 2 (centre) is male squeezed into a tiny space close to a wall on the NW side of the church. A holly hedge prevented measurement, but it looked to be 6'/7'. It develops into a main branch plus an additional smaller branch at a height of about 6'.

Tree 3 (right) is on the south perimeter of the churchyard and overhangs a lane. I was told that its arils falling in the lane was a source of considerable irritation. It is two stemmed from low down and these separate at a height of about 8'. Girth was about 7'.



LOWER FAILAND St Bartholemew ST5146873516 7<sup>th</sup> August 2013

One female yew grows on the north perimeter. It is a poor looking tree with 4' of soil piled between tree and the perimeter wall. It is twin trunked from close to the ground. Measurement was not possible.



LOWER LANGFORD St Mary ST4566560391 18th July 2015

The church was built in 1900. The yew on the north side looks as though it was planted on church property, but this has now become part of an adjacent garden.

LOWER LANGFORD Evangelical church 18th July 2015

The church was established in 1846 and this is presumably when the tree was planted. The female yew grows NE of the building and has been neatly clipped to a bell shape. Two areas of heartwood could be seen where the yew will eventually become hollow.

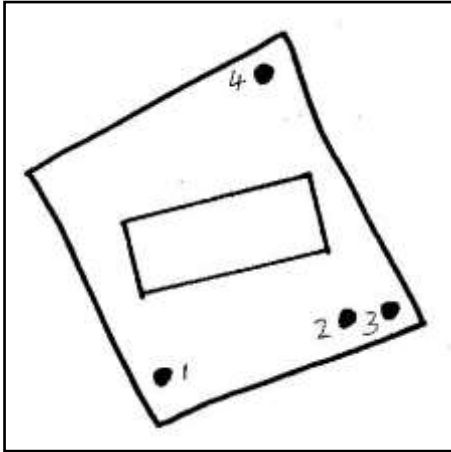
Girths were 6' 2½" at 1', 6' 2½" at 2' and 6' 0½" at 3'.

LUCCOMBE The Blessed Virgin Mary SS9109644527 25 November 2016

The male yew SW of the church is 5 trunked from the ground. Some of the individual trunks were above 6' in girth. One branch on the east side has reached the ground and appeared to be embedded.



The present church is dated 1866 on a site thought to be older still. Four yews grow here.



Tree 1 (right) is south of the west end of the church. It is female and the largest of the four, with a girth of probably 9'/10'. Ivy hid most of the tree but it appears to become twin trunked by a height of 5'.

Trees 2 and 3, below left, are a pair of female yews close to each other at the SE corner of the churchyard. Decaying churchyard waste was stored beneath the trees. The most westerly is twin trunked from just above the ground. The most easterly has a leaning main stem that divides into four from close to the

ground, with an additional prominent stem against its south side.

Tree 4 (below right) grows on the north perimeter at the east side. It is so close to a wall this will cause problems in the future. It is an ivy clad single stemmed female. Girth at 2' was between 9' and 9' 6".



The yew, below left, grows at the churchyard entrance in the SE corner. It was not possible to get close to the tree, which was obscured by ivy, laurel, elder and brambles. Ivy also grew high into its branches. It might be 10' in girth or larger still.

The yew, right, grows at the SW corner of the churchyard. It too was difficult to approach. It is either a twin trunked tree or two that were planted close to each other and have grown side by side, leaning away from each other. Each trunk appeared to be in the 5'/6' range.



LUXBOROUGH The Blessed Virgin Mary SS9737938020 26<sup>th</sup> October 2016

One yew grows here, NW of the church tower. It is male and was either planted in the early 1990s as part of the Go for God programme, or to celebrate the millennium. Some of its branches rose to a height of about 10'. It has a leaning single stem to a height of 1' 6" above which it develops four major branches. Girth at the ground was about 1' 8".



LYDEARD St LAWRENCE ST12813213 1<sup>st</sup> July 2015

This one yew grows at the east end of the churchyard by the road. It has a straight trunk with branching above 10'. Girth was 8' 0½" at 2'.



Close to SE entrance to the churchyard are 2 bushy younger yews, one seen below left. A second pair growing on the north churchyard perimeter appeared to be of similar age to those at the entrance.

The largest yew here, below right, had a girth of just above 10'. It is male and divides into many vertical branches from 5' and upwards. Ivy had taken over this tree, not only growing into the branches but also hanging down from them.

