

4 yews grow here.




Tree 1, female, with a girth of 6' 2" at 1', branches above a height of about 4'. It was surrounded by elder.

Tree 2 is male, a cutting from the ancient yew at Hambledon in Surrey, and planted here in January 2000.

Tree 3 is a young female, probably no more than 2' in girth.

Tree 4, female, consists of two thick stems from the ground.



Two yews grow here. A young male, bushy from low down and of very healthy appearance. Also a very young female SW of the church and near the entrance. This one bushes upwards rather than outwards.

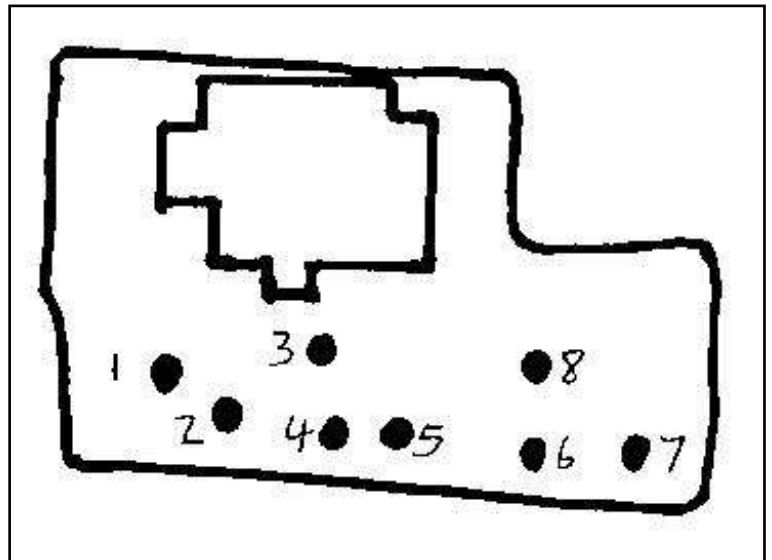
Eight well looked after yews grow here, all on the south side of the church.

Trees 1 to 3 are seen below left to right.

Tree 1 is female, with an elongated trunk and large limbs. Girth was 10' at 2'.

Tree 2 is twin trunked. Measurement was not possible but probably 10'/11'.

Tree 3 is male and unusual in shape. Girth was 10' 1" at its narrowest near the base.



Trees 4 to 8 are seen above left to right. Tree 4 is very upright, with a girth of 7' 7" at 2' 6".

Tree 5, female, develops into two distinct sides at about 3', with further subdividing at 6'. All major branch development is upwards. Girth was 8' 7" at 2'.

Tree 6 divides into long upright branches at a height of 4'/5'. Girth was 9' 10" at 2'.

Tree 7, female has an elongated trunk consisting of twin stems above a height of about 4'. Girth was 11' 4" at 2'.

Tree 8, female, has an upright trunk dividing into rising branches from a height of about 5'/6'. Girth was 8' 8" at 2'.



In about 1940 Arthur Mee described a giant yew higher than the roof. The church here was rebuilt in 1964 after a fire which also destroyed the yew.

All that grows here today is this young male that branches just above ground level. It was covered in ivy and another tree had also taken root at its base.



Two yews grow here. On the left is a twin trunked male with low growth. It was unmeasurable, but was probably no more than 8' in girth. It grows SE of the church close to a wall.



The other photos show a female yew that has been much cut but is now regrowing. Elder growing against the trunk made it difficult to approach, but it was possible to see that the tree is hollow. Girth was just above 9' at 2'.



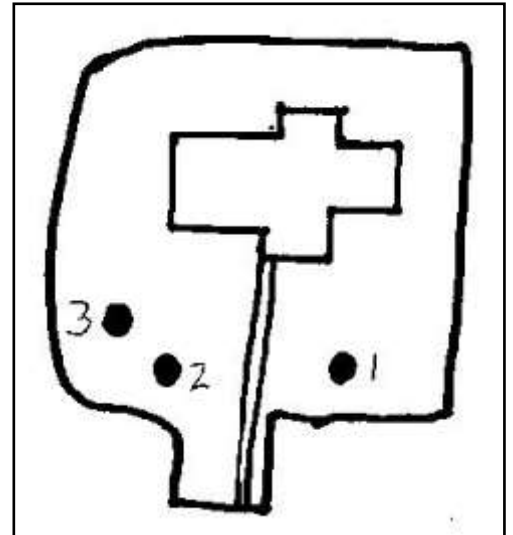
Tree 1, SE of the church, is male and triple stemmed above a height of about 4'. Girth, affected by copious ivy, was between 9' and 9' 6".

Trees 2 and 3, SW of the church, are male and female growing close to each other. Low branches have been removed from the male, which had a girth of 10' 10" over copious ivy. The female is younger, with a girth of 6' 2" at 2'.

Two yews not on the plan grow either side of a path at the NW corner of the churchyard. This was once an entrance to the churchyard. The more southerly of the pair is female, an elongated triple stemmed tree, covered in ivy and with access blocked by elder. Gussed girth was 8'9'. The more northerly is multi trunked from low down. I observed both male and female parts on this tree. Girth probably 8'9'.




20 clipped Irish yews lead to the south door. Two of these are showing signs of reverting to common yew (left).



Two yews grow here. SW is a male with a solid bole (left), growing on a slight mound, unfortunately hidden behind ivy. Its elongated trunk gives it two substantial faces and makes it appear larger girthed than it is. It was recorded as 11' 8" at about 2' above the top of the mound, swelling to 14' 2" over ivy at about 4'. The tree bulges further at a height of about 5'.

NE is a female (centre) with a girth of 8' 8" at 1', not a measurement that could be reproduced. Eight very low clipped Irish yews lead to the church.



A female yew grows east of the church close to the road. It has a fluted trunk with many branches above a height of 4'/5'. None of these have been allowed to dip closer than about 9' from the ground. Girth was 11' 5<sup>3</sup>/<sub>4</sub>" at 2'.



This young yew grows SW of and only metres from the church. Height was between 7' and 8'.

One yew grows SE of the church, less than 1m. from the wall of a house. It has understandably been ruthlessly trimmed on this side. With many low twigs it was hard to measure but a girth of 8' 2" at about 6" was recorded.



This young yew grows close to the church tower. Low branches have been removed to encourage upright growth. It has effectively divided into two at a height of about 1'.



A male yew grows at the east end on the south side of the churchyard. It is a fine expansive tree though foliage was not particularly thick. Branching begins above a height of about 6'. Girth was 8' 10" at 1'.



A pair of female yews grow on the north side, close to the porch, which unusually leads through the tower into the nave.

The most westerly of the pair (left) is only 3m from the building. Girth was 8' 7" measured at 1' above the higher ground. The tree divides into 3 upright branches at height of about 10'.

The more easterly (no photo) grows 6m from the building. Girth was 9' 8" at 1' above the higher ground.

A third yew (right) is male and grows ENE at the churchyard edge. It had a girth of 10' 2" at 1' above the higher ground.



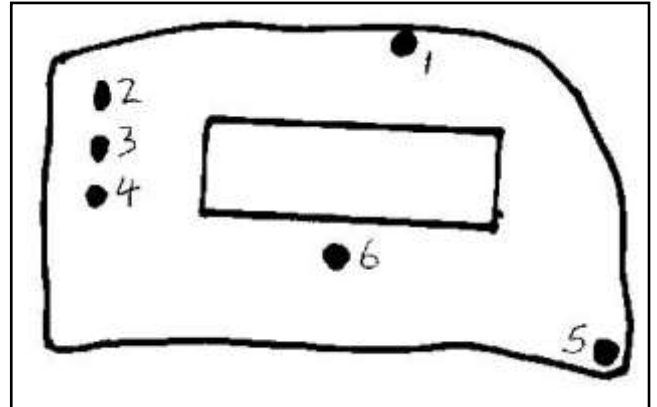
All trees appeared healthy. I was told of a local meeting at which there was a majority vote to fell some of the yews, because they were blocking the view of the church clock!



1 male yew, young and bushy from the base grows on the north side of the church.

Six yews are recorded here:

Yew 1 is male and grows on raised ground on the perimeter north of the church. Estimated girth was between 7'8'.



Yews 2, 3 and 4 are a trio of females growing close to each other at the west end of the churchyard. Each consists of multiple rising stems. Tree 2 is the most striking in appearance. Girth of each was probably 10'12'.

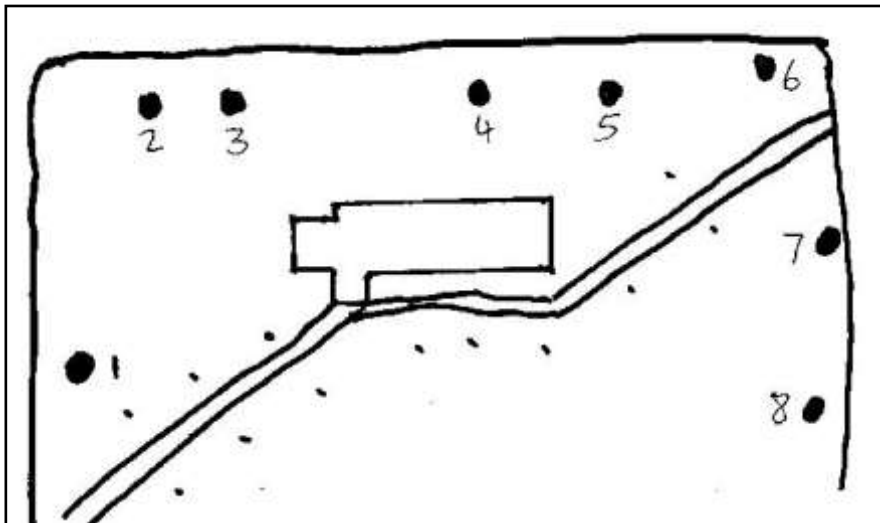


Tree 5 is just inside the churchyard, SE of the church and close to a house. It is female and was surrounded by brambles and hawthorn. There was no possibility of measurement but it might easily be up to 12'. The tree's proximity to the house might eventually cause problems.

Tree 6 is a clipped yew in the form of a cuboid of similar size to a nearby tomb.



STOCKLAND BRISTOL St Mary Magdalene ST24014363 24th Feb 2016



Yew 1 - SW of the church is male with a girth of 9' 9" at the ground. Foliage was thin.

Yew 2 - an ivy covered male with a girth of about 8'.

Yew 3 - female with several stems. Girth about 11' around all of these. Thick ivy.





Yew 4 - female, thin foliage and a girth of 8' 9" at the ground including ivy.

Yew 5 - a young looking male, unable to measure but looked about 6'7' (no photo).

Yew 6 - at the NE corner of the churchyard and last in this line. Male, may well be 11'12' but impossible to measure. One side of the tree has suffered much cutting back and tinder dry material was being stored underneath. Ivy grew high into its branches.

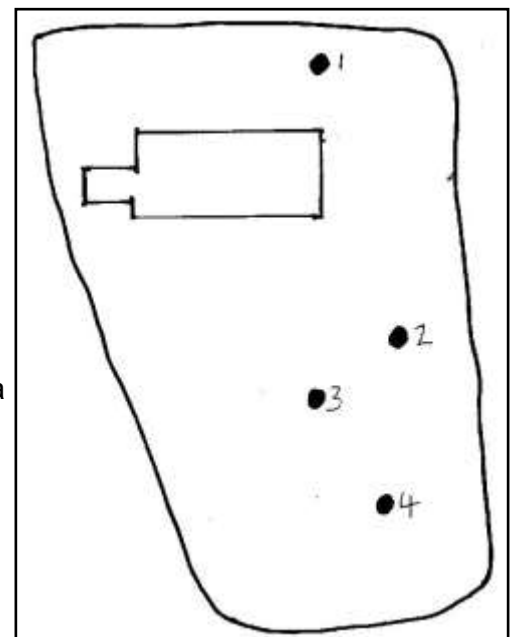
Yew 7 - due east of the church, a female of similar age to tree 6. Their positions either side of the eastern entrance to the churchyard suggests they were planted at the same time. Several major branches facing towards the church were removed long ago. Girth was 10' 6" between 6" and 1'.

Yew 8: The only thickly foliated tree of the eight. A fine looking lower trunk with bulging at about 5', though this is lower by the wall where soil level has been raised. Tinder dry material also left beneath this tree. 9' 7" is a good indicator of its girth, but is not a measurement that could be repeated.



STOGUMBER St Mary the Virgin ST0981037288 20<sup>th</sup> October 2016

Tree 1, female, is a neatly clipped yew north of the church. It is on a small mound, but ivy on the ground also covers its trunk so thickly it could not be measured. Estimate 7'8'.



Tree 2 SE of the church is a nodescript ivy covered female with a girth of perhaps 7'8'.

Tree 3, also SE of the church but a little further away, is many stemmed from low down and has also had some removed. It has swallowed up a tombstone. Girth was probably above 10' around all these stems.

Tree 4 is a millennium yew taken from the ancient Hambledon Yew in Surrey. It is already propped up. Girth was 1' 2 1/2" at 2'.



STOGURSEY St Andrew ST2047242835 2<sup>nd</sup> January 2000 and 26<sup>th</sup> June 2014

In 1791 Collinson described “2 fine yew trees, one large with a fine spread of branches, and a raised seat round the roots.” One of these was long dead when the churchyard was visited in 1895 by Rev. Meade, who recorded that “a dead shell only remains.” There is no trace of this today.

In 2000 we found one yew south of the church, looking sad and with discoloured foliage. By 2014, seen here, the description no longer applied and the tree looked quite healthy. A girth of 11' 5" at 2' was recorded. Branching starts at a height of 7' 8'.

Whether this yew is the 2<sup>nd</sup> tree mentioned by Collinson is not known, but it seems unlikely. The yews Collinson recorded tended to be the large girthed trees, and this would have been a very young tree in 1791.

On the south perimeter were many Irish yews and two young common or European yews. Perhaps they were all Irish yews when planted and two have reverted. On the north side there are two large Irish yews, one of which is reverting to common yew.



Two yews grow here. The larger is this fine straight trunked female tree south of a church which has an east tower. Above a height of 10' large branches have been removed. Girth was 11' 10" at 1', 11' 5" at 2' and 11' 2" at 3'. The stocks in front of the yew are apparently 17<sup>th</sup> century.



A 2nd yew (right) is male and grows in the garden of remembrance. Its girth was 6' 1" at 3'. The garden was only adopted in 1978, so the yew must have already been in situ.

Two yews grow here. The tree shown below is almost due west of the church by the road, hemmed in by the path leading to the church and the road. It is a many stemmed male, but it is possible that soil gradually piled against the tree is hiding the original trunk. What is visible had a girth of 16' 8" around all the trunks.



A male yew growing north of the church had a girth was 8' 9" at 3' over some twiggy growth (no photo).

Two yews, male and female, grow on the south side of the church close to a retaining wall with a 12' drop to the road below.



The female yew, southeast of the church, had few arils. Several stems from a low bole exaggerate its girth which was probably about 8'. One stem had been removed.

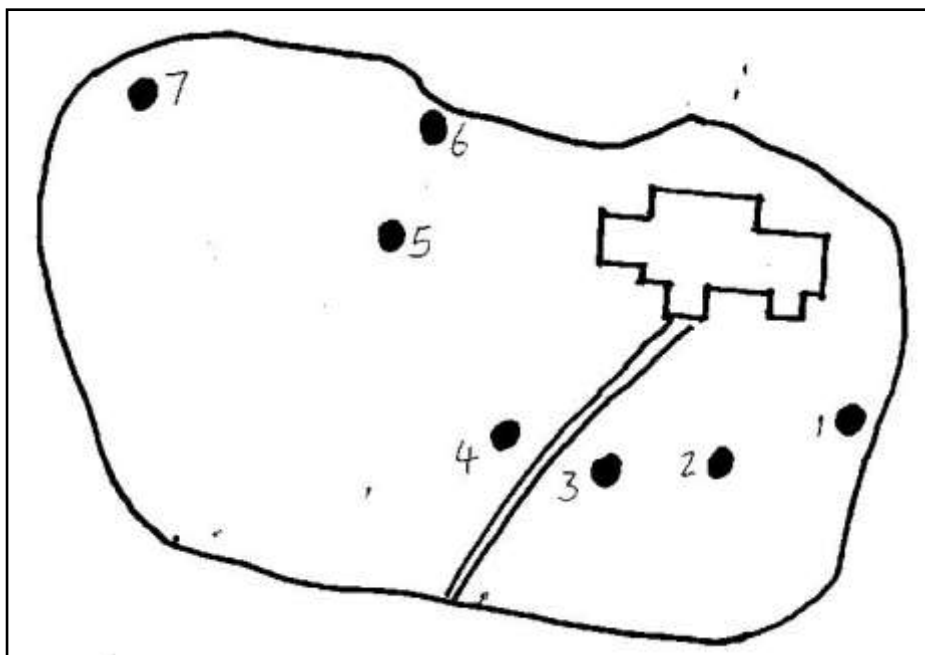
There was plentiful foliage but ivy has taken hold high into its branches.



The male yew, south of the west tower, appeared to be closer to 10' in girth. There was much twiggy growth and ivy.



Seven yews, six female and one male, grow in this vast open churchyard on the edge of Street.





Tree 1 (left) on the east perimeter. A young tree, branching from low down, probably between 2' and 3' in girth. Around the tree a thicket of elder and other growth.



Tree 2 (right) south of the church. Main branching from a height of 10' and upwards, above a fluted trunk. On a mound. Girth 8' 10½" at 2' above roots.



Tree 3 (left) south of the church, fluted and on a mound. It branches from 5'6" and upwards. Girth 11' 1" at 2' above roots and raised ground.



Tree 4 (right) is the only male. South of the church and west of the path leading from the south gate to the porch. Fluted and ivy clad, with some stems cut. This tree branches from low down. Girth 10' 4" at 1' – below the bulging.



Tree 5 (left) west of the church, had one side covered in ivy. Fluted and branching from 8' and higher. Girth, affected by the ivy, was 10' at 2'.



Tree 6 (right) stands out from the rest as a straight trunked tree with very red bark. Proximity to houses on northern perimeter means that many branches have been removed, so it is upright rather than outward in growth. Girth was 7' 0½" at 2'.



Tree 7 is out on its own at the north end of the western perimeter of the churchyard. Ivy covered most of the tree. It appeared to consist of several upright and parallel stems from 3' to 4' upwards. Girth was 6' 2" at 1'.



Here is an odd quartet of yews planted almost in a square at the west end of the church. None appears regular in growth.



Tree 1 (left) is a multi-stemmed male with a prominent riser plastered to one side of the tree. Girth was about 8' 6" at 2'.



Tree 2 (right) is female and consists of many stems from a platform about 3' above the ground. To one side of the tree is a large straight stem, to the other are 3 leaning branches. At the ground are many young stems which will eventually combine with the main trunk and swell its girth. This was unmeasurable but girth could be up to 10'.



Tree 3, (left) is male with five main branches from a trunk with a height of only about 1'. In its early growth phase many branches stretched away from the tree at ground level. These have been cut and new wood grows around them, swelling girth to 14' 10" at about 1'.



Tree 4 (right) is a jumble of stems from a low trunk. Girth was estimated to be about 9'.

One topiarised female yew grows on the south side. It has a single thick circular stem from which branches develop from 6" and above. Girth appeared to be in the region of 18"/24".



The clipped yews in front of the nearby house are better known.

